


















NOME:

DATA:

TREINANDO A LETRA A COM A ABELHA

1- Siga as setinhas para escrever a letra A maiúscula e minúscula, depois contorne as letrinhas pontilhadas e, por fim, pinte a abelha bem bonita.




















NOME:

DATA:

TREINANDO A LETRA E COM O ELEFANTE

1- Siga as setinhas para escrever a letra E maiúscula e minúscula, depois contorne as letrinhas pontilhadas e, por fim, pinte o elefante bem bonito.




















NOME:

DATA:

TREINANDO A LETRA I COM A IGREJA

1- Siga as setinhas para escrever a letra I maiúscula e minúscula, depois contorne as letrinhas pontilhadas e, por fim, pinte a igreja bem bonita.















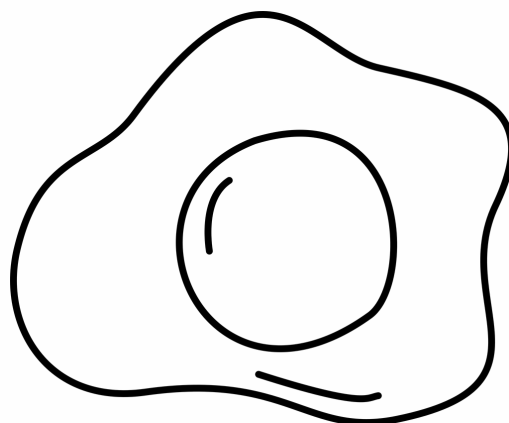




NOME:

DATA:

TREINANDO A LETRA O COM O OVO

1- Siga as setinhas para escrever a letra O maiúscula e minúscula, depois contorne as letrinhas pontilhadas e, por fim, pinte o ovo bem bonito.



NOME:

DATA:

TREINANDO A LETRA U COM UVA

1- Siga as setinhas para escrever a letra U maiúscula e minúscula, depois contorne as letrinhas pontilhadas e, por fim, pinte a uva bem bonita.

